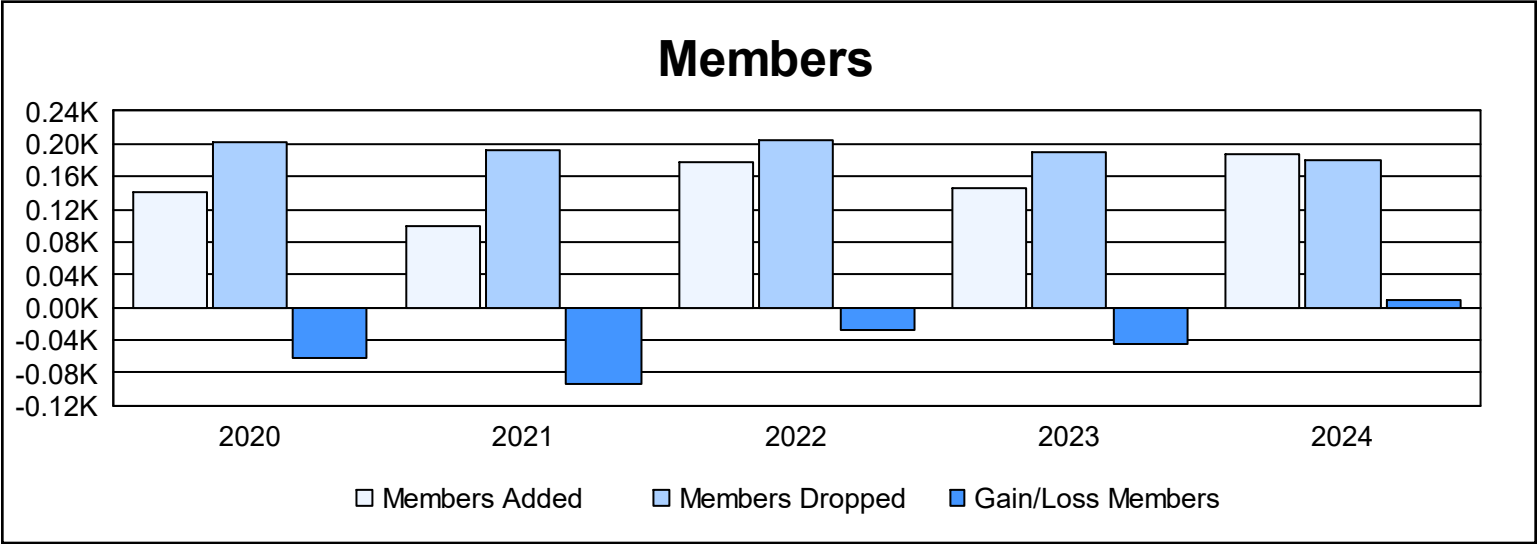
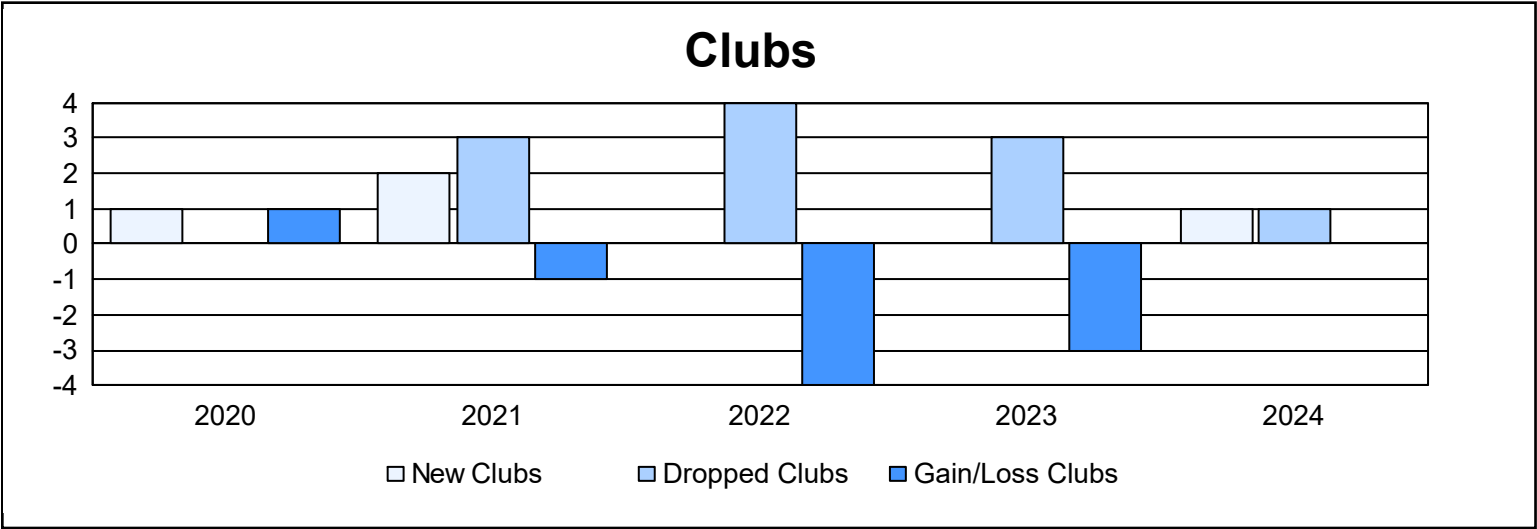
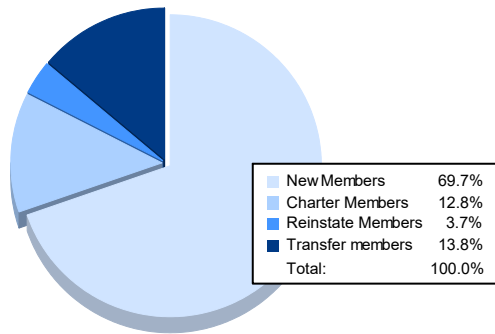


Year	New Clubs	Dropped Clubs	Gain/ Loss Clubs	New Members	Charter Members	Reinstate Members	Transfer Members	Total Member Added	Total Members Dropped	Gain/ Loss Members
2019-2020	1	0	1	98	20	4	19	141	202	-61
2020-2021	2	3	-1	43	40	8	8	99	193	-94
2021-2022	0	4	-4	132	2	3	40	177	204	-27
2022-2023	0	3	-3	123	0	4	20	147	191	-44
2023-2024	1	1	0	131	24	7	26	188	180	8
Average	1	2	-1	105	17	5	23	150	194	-44



### Membership Composition June 2024 Cumulative



### Gender Composition June 2024 Cumulative

